

Hego™



**HEXAGON**

THE NEXT GEN CARPET TILE

# THERE ARE SIX SIDES TO EVERY CONNECTION

Hexagon reflects the cultural shift toward more collaborative environments - influencing the ways we work, walk, communicate and create. It will change the way you move through a space, veer you off the beaten path and encourage collaborative chemistry.

Build a social hive. Form new communities.

Hego






# NEUTRALS OF HEXAGON



Hexagon carpet tile is a six-sided connector of space, influencing the ways we work, move, communicate and create

**HX-101 GREY**



*Hego*




Hego



HX-101 GREY

This shape of **resilient** tile  
will veer you off the  
beaten path with  
material that's built to  
last. So much  
collaborative chemistry.  
It's geometric genius

## HX-102 BLACK




Hego



**HX-102 BLACK**  
**In Combinations With**  
**HX-101 Grey &**  
**HX-105 Yellow**



The collection's palette has been thoughtfully planned to include warm and cool neutral colours, it is designed in a colour wheel of related values and nuances of tone.



## HX-103 CARBON



*Hego*



The Hego logo is a stylized, handwritten-style wordmark in black, with a thin orange underline beneath the 'e'.

**HX-103 CARBON**  
In Combinations With  
HX-101 Grey &  
HX-104 Green

*Hego*



**HX-103 CARBON**  
In Combination With  
**HX-101 Grey**






Hego

# Colors Of HEXAGON

The collection  
brings with it  
enhanced  
interactive scope  
for designers and  
clients,



**HX-104 GREEN**



*Hego*

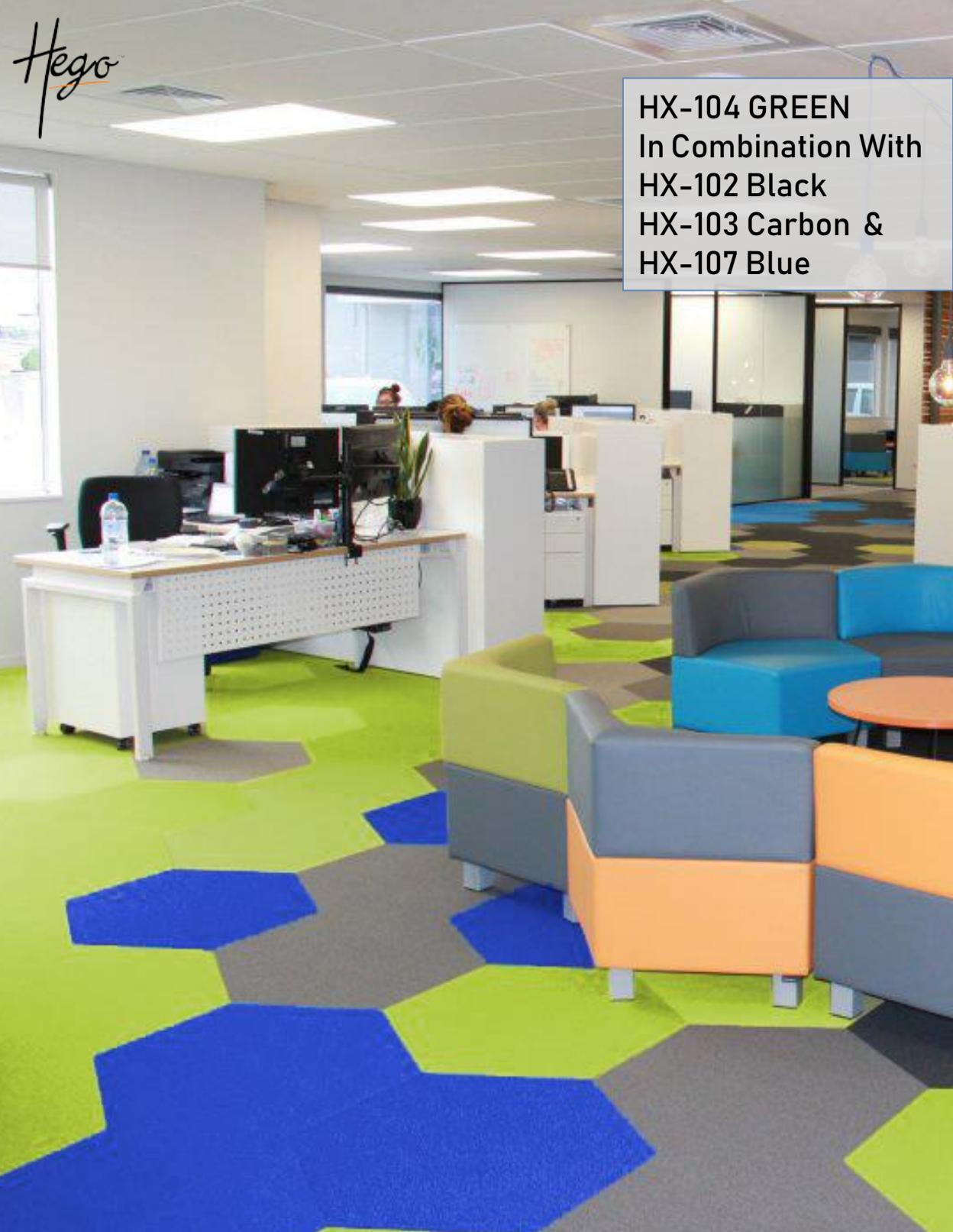




Hego

**HX-104 GREEN**  
**In Combination**  
**With**  
**HX-102 Black &**  
**HX-106 Red**

Green




Hego

**HX-104 GREEN**  
**In Combination With**  
**HX-102 Black**  
**HX-103 Carbon &**  
**HX-107 Blue**



The texture provides a classic, striated visual to create a random herringbone texture when installed in a multi-directional manner

## HX-105 YELLOW




Yellow

**HX-105 YELLOW**  
**In Combination With**  
**HX-103 Carbon &**  
**HX-104 Green**




*Hego*





**HX-105 YELLOW  
In Combination With  
HX-103 Carbon &  
HX-104 Green**

*Hego*



The Hego logo is located in the top right corner of the image. It features the word "Hego" in a stylized, handwritten-style font. The letter "H" is large and prominent, with the "e", "g", and "o" following in a similar script. The logo is positioned over a background of yellow and grey hexagonal tiles.The image shows a large, circular modular furniture arrangement in the center. It is composed of several segments in light grey and teal colors, forming a ring around two large, white, cylindrical tables. The furniture is set on a floor made of interlocking hexagonal tiles in yellow, grey, and dark grey. To the left, there are teal-colored rectangular panels. In the bottom left corner, there are more yellow and grey hexagonal tiles. The overall scene is a modern, minimalist interior space.

**HX-105 YELLOW**  
**In Combination**  
**With**  
**HX-101 Grey**  
**HX-102 Carbon**  
**HX-103 Carbon &**  
**HX-104 Green**



There are limitless ways to install the Hexagon, yet there is a constant, rhythmic patterning that occurs from the geometric blocking of the tile

## HX-106 RED



*Hego*

Hego

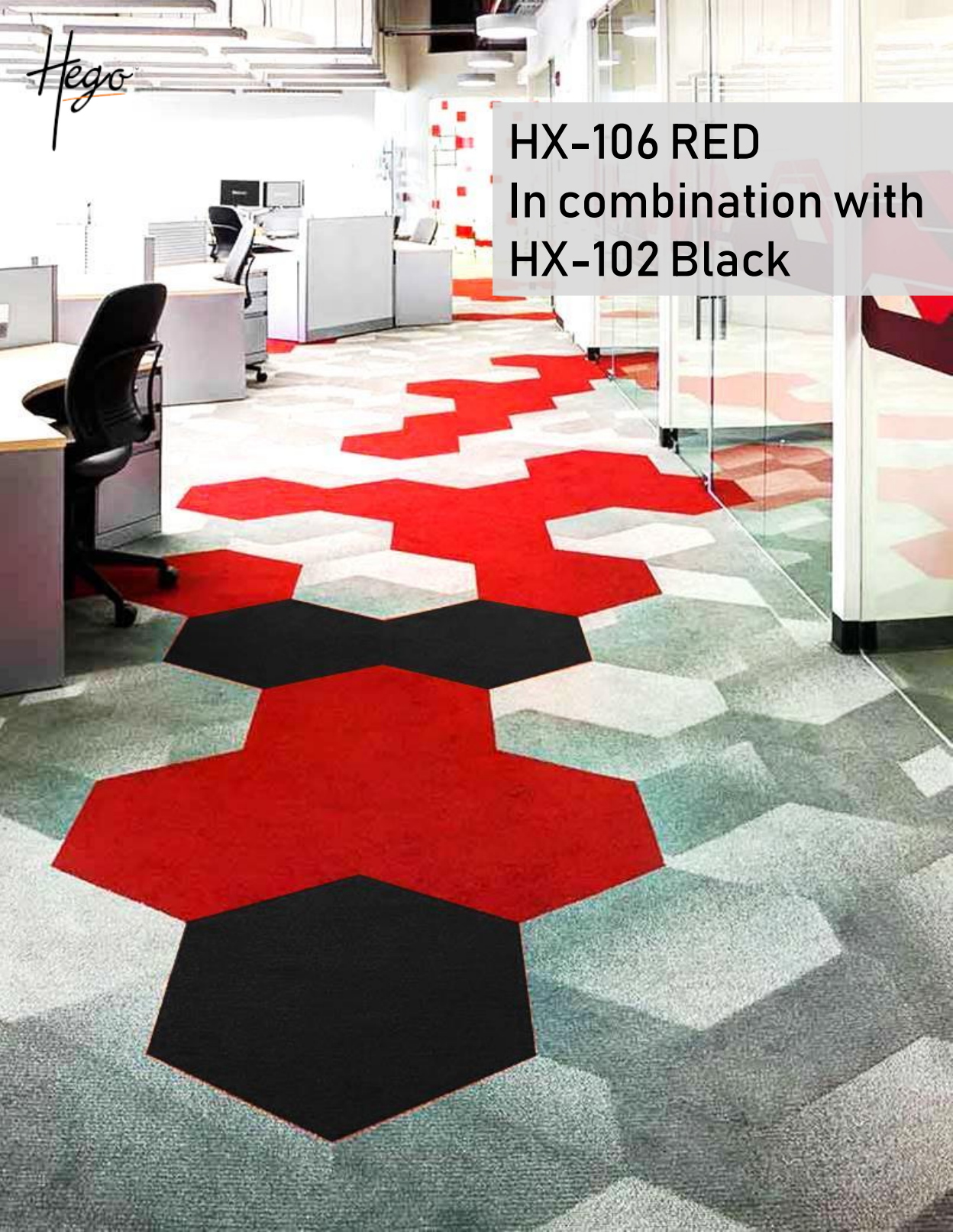
HX-106 RED





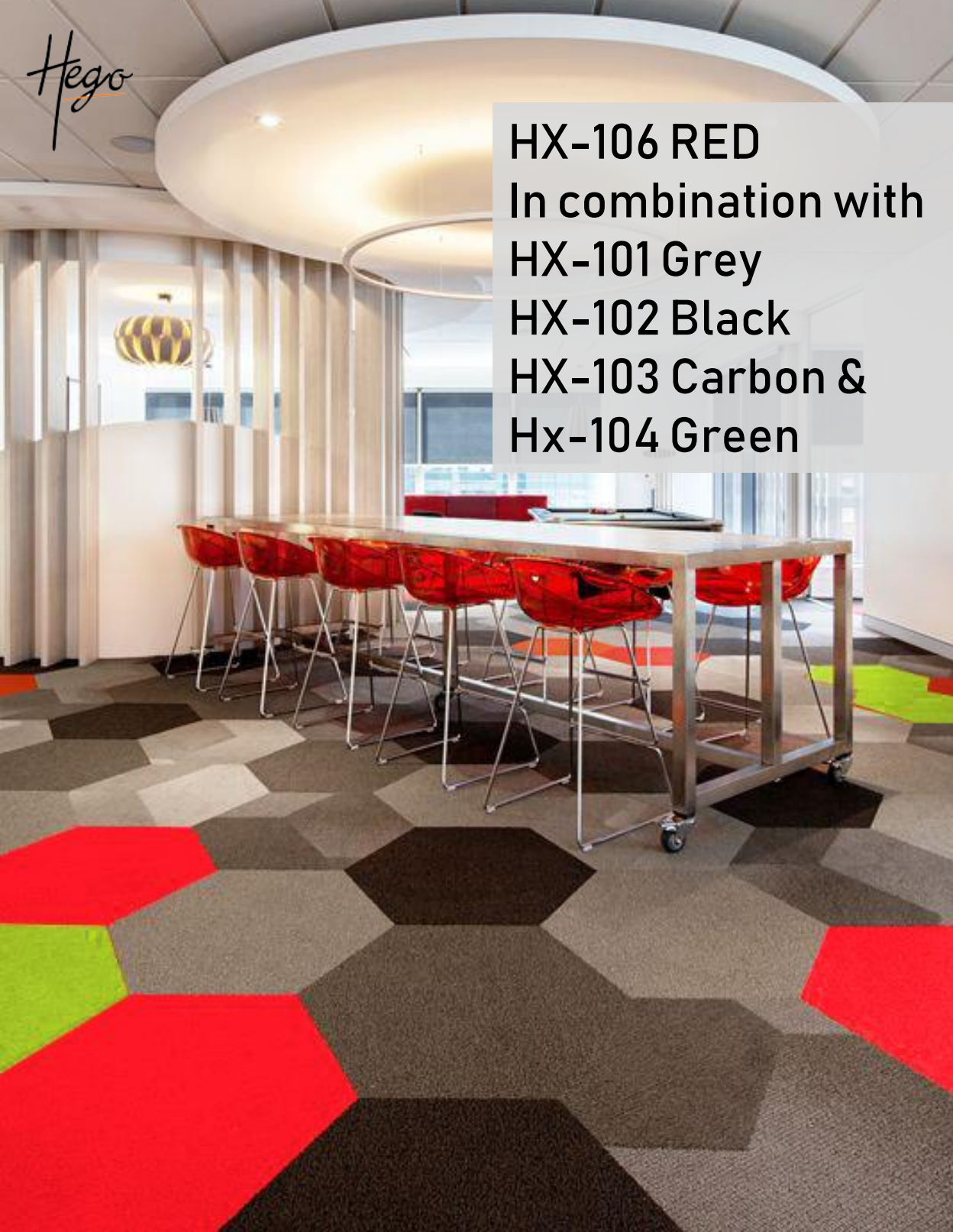
*Hego*

**HX-106 RED**  
**In combination with**  
**HX-102 Black**



Hego


**HX-106 RED**  
**In combination with**  
**HX-101 Grey**  
**HX-102 Black**  
**HX-103 Carbon &**  
**Hx-104 Green**





Popular for office, education and public space, the style of carpet tile collection with the foundation being Plane is available in 7 colours of varying hue and value, ranging from cool to warm.

## HX-107 BLUE



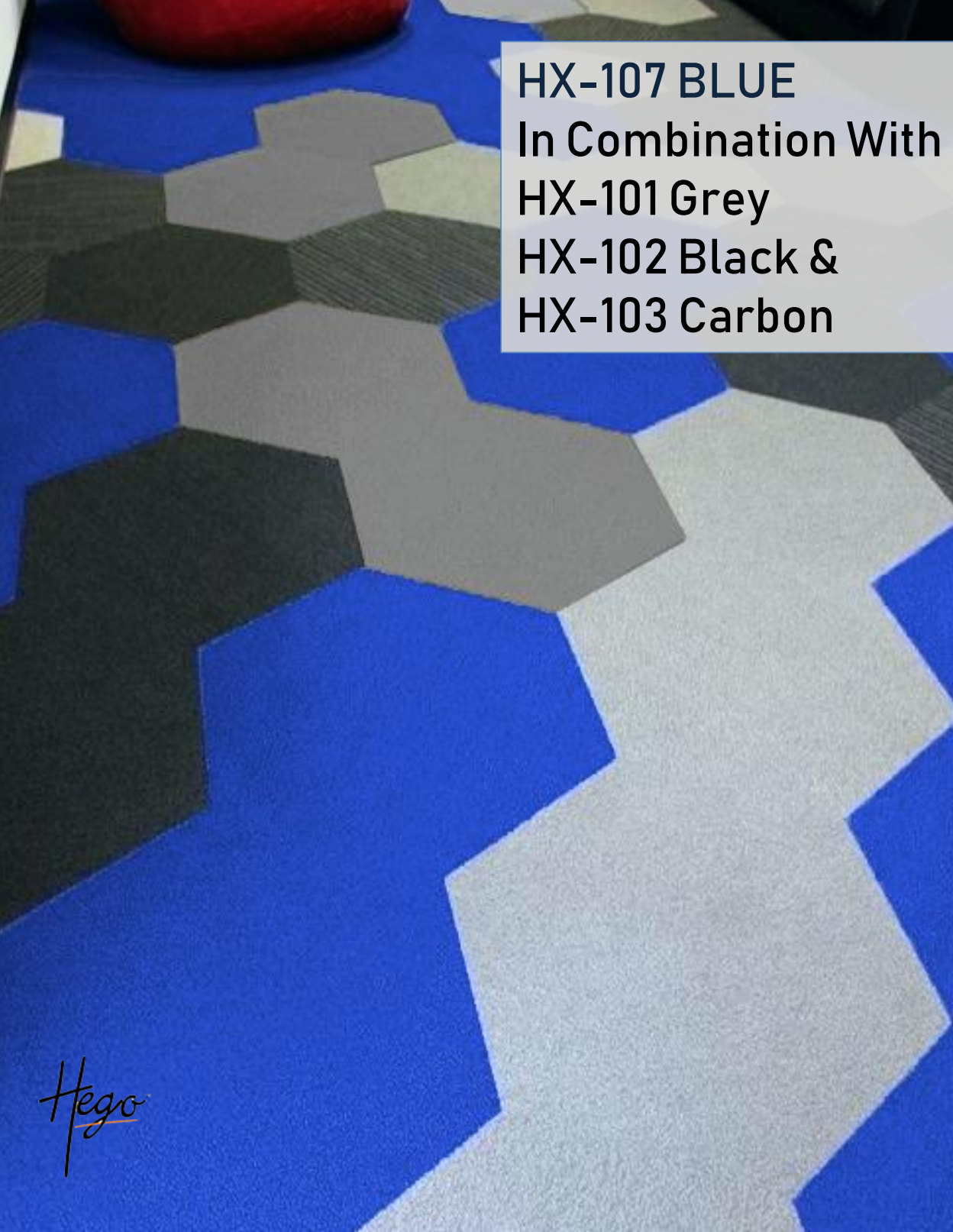
*Hego*



Hego

**HX-107 BLUE**  
**In Combination With**  
**HX-101 Grey**  
**HX-102 Black**  
**HX-103 Carbon &**  
**Hx-104 Green**





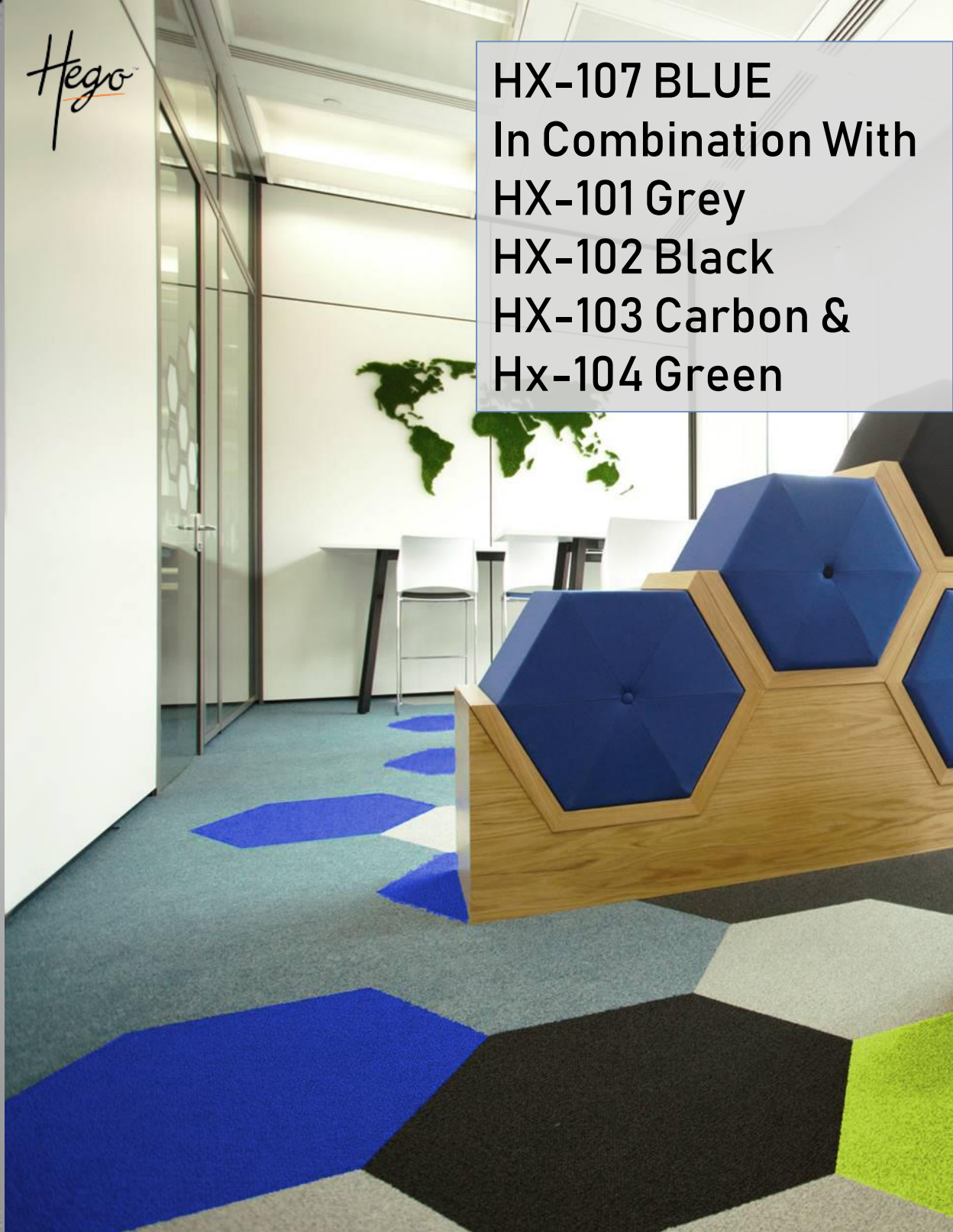
**HX-107 BLUE**  
**In Combination With**  
**HX-101 Grey**  
**HX-102 Black &**  
**HX-103 Carbon**

*Hego*

The logo for Hego, featuring the word "Hego" in a stylized, handwritten-style font. The "H" is large and the "e" is small, with a red underline under the "o".

Hego

**HX-107 BLUE**  
**In Combination With**  
**HX-101 Grey**  
**HX-102 Black**  
**HX-103 Carbon &**  
**Hx-104 Green**





# Technical Specifications

Construction -Tufted Level Loop

Material -100% Polypropylene

Pile Weight -580 GSM

Pile Height -4-5 mm

Primary Backing -Non Woven

Backing PVC Backing

Size -17" x 20"

{ 43.18cm (H )x50.8cm DIA x 25cm

Qty. in Box -20 PCS /3.24 SQ. MTR

Area of Use -Commercial Heavy Duty



# INSTALLATION GUIDE



- The starting point in a modular installation must be as near to the center of the room as possible
- Snap perpendicular chalk lines that intersect at the center of the room. Verify 90° angles with a laser square or a 3-4-5 triangle.
- An optional third chalk line can be snapped 14 3/8" from the first chalk line to assure tile placement.
- Test a dry-install for pattern layout and placement.
- Starting on center, install tiles in a monolithic, diagonal, or random pattern..
- Flow into the adjacent quadrants outward toward the perimeter walls. When installing at the perimeter walls, make perimeter cuts at this time.